 creative
cables



ROSE-ONE SYSTEM





Create unique multi-pendant lamps with ROSE-ONE ceiling roses.

Rose-One System is a Creative-Cables exclusive solution allowing everyone to create wonderful multi-pendant lamps personalized on each one's needs.

PATENTED SOLUTION.

ROSE-ONE SYSTEM

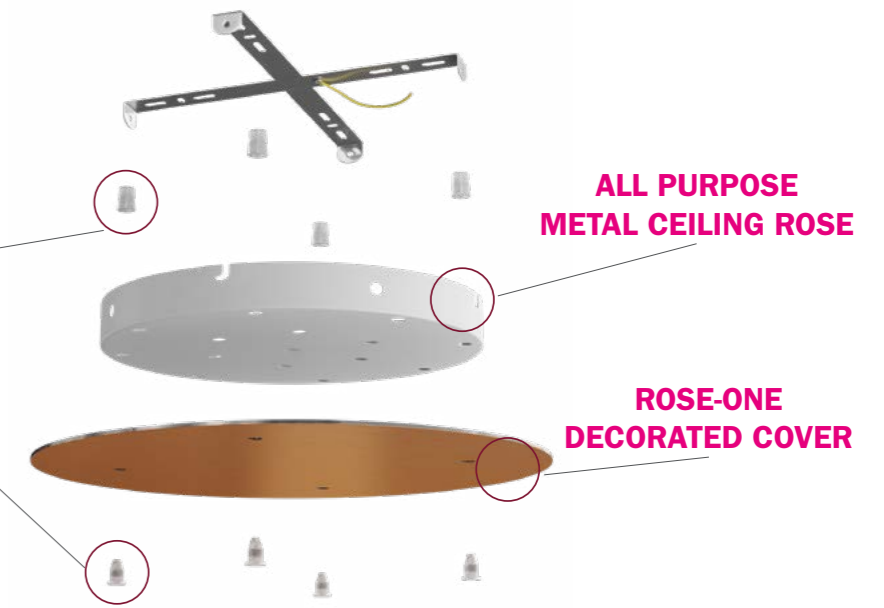
PATENTED SOLUTION

Rose-One System is a revolutionary ceiling rose system allowing anyone creating and customizing single or multiple pendant lamps to personalize their space.

CONCEALED CABLE CLAMPS

ALL PURPOSE METAL CEILING ROSE

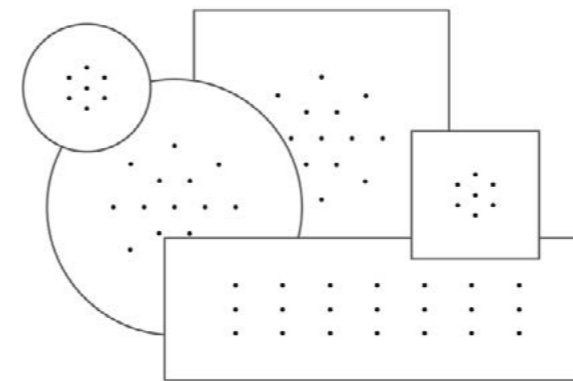

ROSE-ONE DECORATED COVER



CUSTOMISABLE

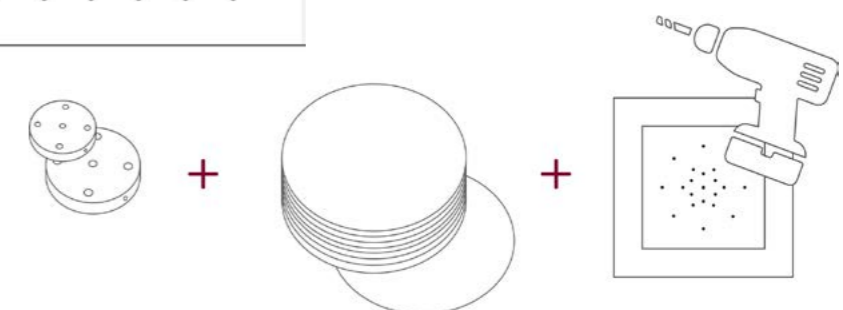
Each Rose-One ceiling rose has a wide range of options you can choose from to create the solution that best fits your needs and taste. Size, shape, number of holes and decoration of the ceiling rose itself are the options you can choose for your customization.

Rose-One can be complemented with cables, lamp holders, light bulbs and lampshades: making each solution unique.



DIY

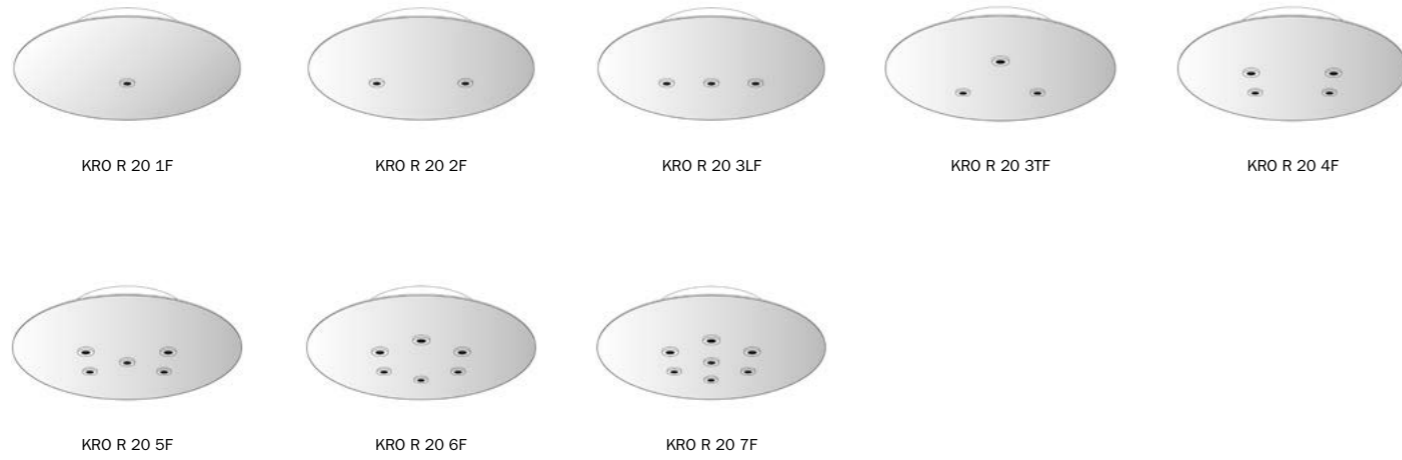
For our professionals not only do we offer ready to use kits but also provide the separate covers with or without holes and the possibility to make them themselves using the template.




Rose-One Kits

For all our customers who like to create and design, being able to choose your ceiling rose for single or multi pendant lights just got a whole lot easier. Rose-One system comes in a wide variety of colors and design options. Look out for more options to come.


Round small 200mm



Round large 400mm




HOW TO COMPOSE THE PRODUCT CODE

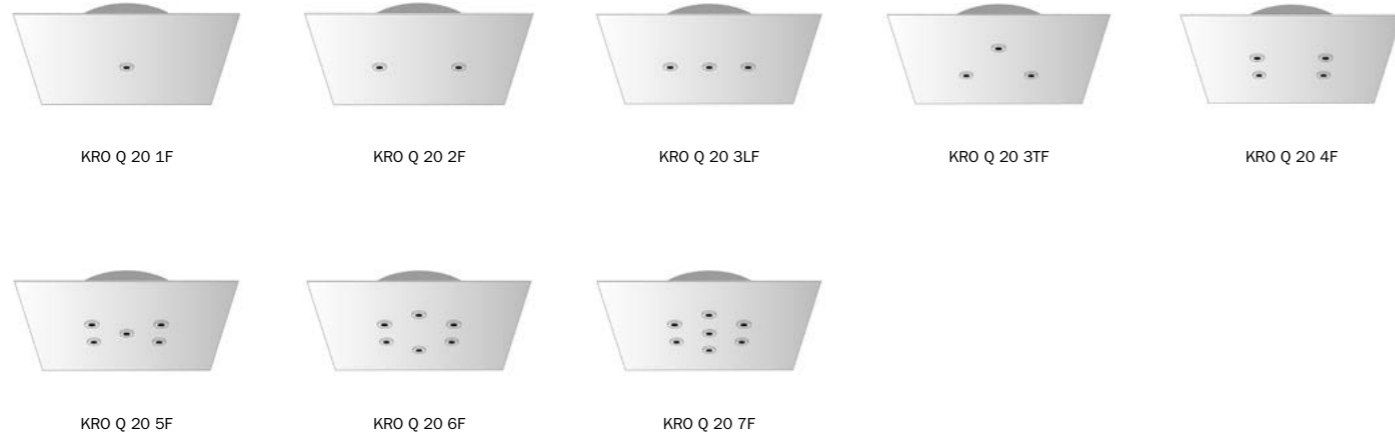


KRO R 20 3LF 108
 Rose-One kit Round Ø holes decoration


KRO R 40 5F 204
 Rose-One kit Round Ø holes decoration



Square small 200mm



Square large 400mm












HOW TO COMPOSE THE PRODUCT CODE



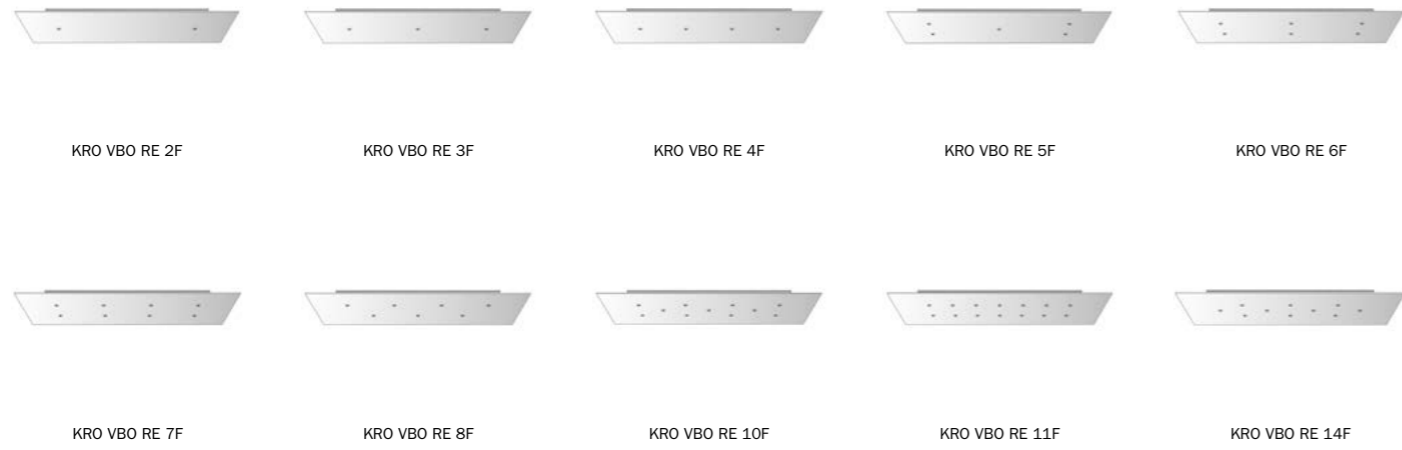
KRO Q 20 6F 201
 Rose-One kit Square Ø holes decoration




KRO Q 40 3LF 107
 Rose-One kit Square Ø holes decoration





Rectangular XXL 675 x 225mm



HOW TO COMPOSE THE PRODUCT CODE



Rectangular Rose-one ceiling roses can be connected to each other in a variety of combinations to meet everyone's needs. Here are some examples:






WHAT YOU NEED TO BUILD YOUR ROSE-ONE CEILING ROSE

COVER

Choose the shape, the size and the decoration.
You can either buy it:




PRE-DRILLED



UNDRILLED

ALL-PURPOSE METAL CEILING ROSE

Depending on the cover you chose, you will need to choose the correct one from the 3 available metal ceiling roses: round small for smaller covers, round big for bigger covers or rectangular (either white or black) for rectangular covers.



CABLE CLAMPS

Add the transparent hidden cable clamps to your cart in order to complete your ceiling rose.



WARNING!

If you buy undrilled covers you will also need to buy a template in order to ensure that you drill the holes correctly.



Pre-drilled covers

The Rose-One pre-drilled come in three different shapes: square, round and rectangular. And the squared and round versions are available in two different diameters, 200 and 400mm. Covers are pre-drilled with 1 to 15 holes depending on their dimension following different kind of punching schemes. Covers come in different designs and colors and are made in aluminum or dibond. Complete the Rose-One ceiling rose with specific accessories: a metal ceiling rose and cable clamps.

Round small 200mm



CVF R 20 1F



CVF R 20 2F



CVF R 20 3LF



CVF R 20 3TF



CVF R 20 4F



CVF R 20 5F




CVF R 20 6F




CVF R 20 7F


Round large 400mm




CVF R 40 1F




CVF R 40 2F




CVF R 40 3LF




CVF R 40 3TF




CVF R 40 4F




CVF R 40 5LF




CVF R 40 5PF




CVF R 40 6F



CVF R 40 8F




CVF R 40 9EF



CVF R 40 9XF

HOW TO COMPOSE THE PRODUCT CODE

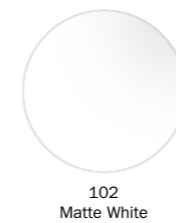


CVF R 20 5F 301

Pre-drilled covers Round Ø holes decoration

CVF R 40 4F 202

Pre-drilled covers Round Ø holes decoration




102
Matte White



103
Matte Black



104
Marble Marquina




105
Marble Carrara




106
Concrete



107
Satin Brass Dibond



108
Satin Copper Dibond



109
Satin Steel Dibond



201
Palette



202
Street Art



203
Pop-Corn



204
Orange



301
Blossom



302
Damasco




303
Mandala Varanasi



304
Wood

HOW TO COMPOSE THE PRODUCT CODE

Square small 200mm



CVF Q 20 1F



CVF Q 20 2F



CVF Q 20 3LF



CVF Q 20 3TF



CVF Q 20 4F




CVF Q 20 5F




CVF Q 20 6F




CVF Q 20 7F




Square large 400mm




CVF Q 40 1F




CVF Q 40 2F




CVF Q 40 3LF




CVF Q 40 3TF




CVF Q 40 4F




CVF Q 40 5LF




CVF Q 40 5PF




CVF Q 40 6F




CVF Q 40 8F




CVF Q 40 9EF




CVF Q 40 10F




CVF Q 40 12F



CVF Q 40 14F



CVF Q 40 15F



CVF Q 40 9XF



CVF Q 20 5TF 205

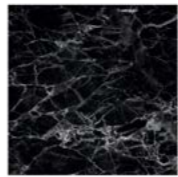
Pre-drilled covers Square Ø holes decoration




102
Matte White



103
Matte Black



104
Marble Marquina



105
Marble Carrara



106
Concrete



107
Satin Brass Dibound



108
Satin Copper Dibound



109
Satin Steel Dibound




201
Palette



202
Street Art



203
Pop-Corn



204
Orange




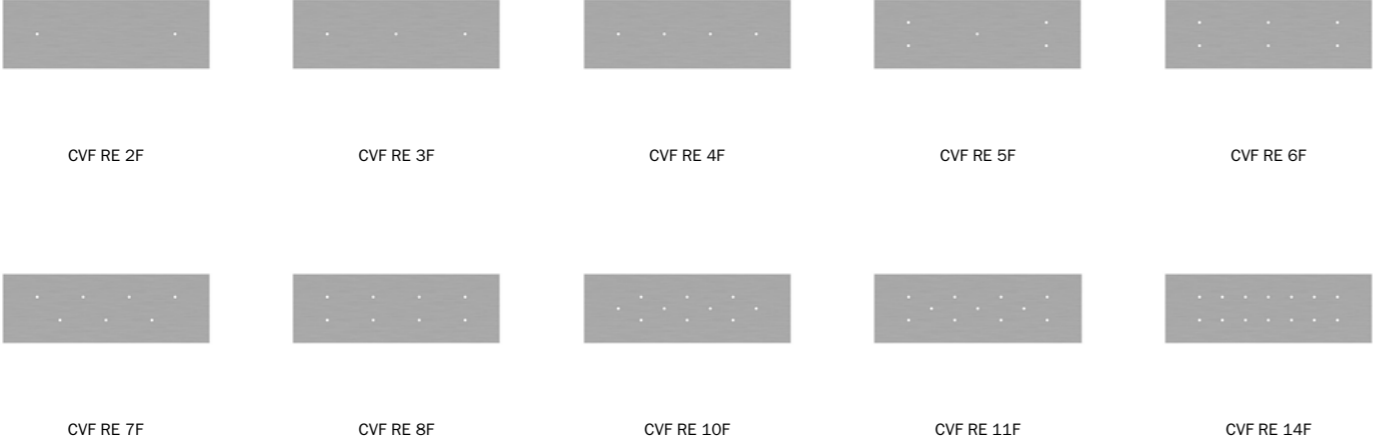
205
Traingle

CVF Q 40 12F 106


Pre-drilled covers Square Ø holes decoration

HOW TO COMPOSE THE PRODUCT CODE

Rectangular XXL 675 x 225mm




CVF **RE** **6F** **107**
 Pre-drilled covers Rectangular holes decoration




Un-drilled covers

The Rose-One un-drilled come in three different shapes: square, round and rectangular. And the squared and round versions are available in two different diameters, 200 and 400mm. Covers come in different designs and colors and are made in aluminum or dibond. Covers can be drilled following different kind of punching schemes: to drill the covers use our template.



Components

Compose your Rose-One system with these special components. The metal ceiling roses are the base of Rose-One System They are available in 4 versions, each one suitable for the different shapes and sizes of the Rose-One covers. While the special transparent cable clamps are designed to be hidden.



The Rose-One Template allows you to drill the un-drilled covers



Wooden templates to drill the covers yourself


These wooden templates allow you to drill any round, square or rectangular cover for Rose-One in your store with a common drill. The holes are numbered to facilitate drilling: if you want, you can use our legend to reproduce the most classic drilling patterns.

You can drill the round and squared covers with this template:




KDIMA-ROSE-ONE

You can drill the rectangular covers with this template:



KDIMA-ROSE-ONE-RE



COPYRIGHT BY CREATIVE-CABLES S.P.A.
IT IS FORBIDDEN TO COPY THE CATALOGUE, EVEN PARTIALLY.

In the ongoing search for technical and functional improvements, Creative-Cables reserves the right to make changes, substantial or not, to its products, which may be put into effect without prior notice.

The images and the colours are provided for general information purposes only and are not binding for Creative-Cables.

Creative-Cables

Lungo Dora Pietro Colletta 113/9
10153, Turin (TO) - Italy

VAT number: IT09813270015

www.creative-cables.com

For Enquiries: +39 011-835037

info.b2b@creative-cables.com